

# **GO TEAM MEETING #1**

Cascade Elementary School  
September 2025

# AGENDA

- I. Call to Order**
- II. Roll Call; Establish Quorum**
- III. Action Items** *(add items as needed)*
  - A. Approval of Agenda
  - B. Approval of Previous Minutes:
  - C. Additional Action Item 1 *(if needed)*:
- IV. Discussion Items** *(add items as needed)*
  - A. School Strategic Plan
    - i. Strategic Plan & Priorities Review
    - ii. SMART Goals
  - B. Data Discussion
    - i. MAP Results
    - ii. 2025 GA Milestones Results
  - C. Stakeholder Engagement at Our School *(if not previously discussed)*
- V. Information Items** *(add items as needed)*
  - A. Principal's Report
    - i. Enrollment and Leveling Updates *(if not previously presented)*
    - ii. Additional Information Items
  - B. APS Forward 2040 –Comprehensive Long-Range Facilities Plan Update
- VI. Announcements** *(add items as needed)*



# **2021-2025 STRATEGIC PLAN**



ATLANTA  
PUBLIC  
SCHOOLS

One District. One Goal. Every Child.

## Mission

To prepare students for life, college and careers by providing rigorous, equitable, culturally relevant And real world learning experiences in order to become fully engaged and realized citizens of the Global community.

Improve the proficiency rates of students in grades 3-5 by 5% in ELA by June 2024 on the GA Milestones

## APS Strategic Priorities & Initiatives

### Fostering Academic Excellence for All

Data  
Curriculum & Instruction  
Signature Program

### Building a Culture of Student Support

Whole Child & Intervention  
Personalized Learning

### Equipping & Empowering Leaders & Staff

Strategic Staff Support  
Equitable Resource Allocation

### Creating a System of School Support

Strategic Staff Support  
Equitable Resource Allocation

# Cascade Elementary School

## 2024 Strategic Plan

### SMART Goals

Improve the proficiency rates of students in grades 3-5 by 5% in Math by June 2024 on the GA Milestones

## School Strategic Priorities

1. Improve the percent of students achieving at the proficient and distinguished levels on the GA Milestones
2. Improve Tier 1 instructional strategies in ELA & Mathematics
3. Improve early identification procedures for Tier 2 and above
4. Remain an IB authorized school.
5. Focus on special education settings to improve academic conditions and proficiency levels for special education scholars.
6. Build teacher capacity using effective instructional coaching strategies
7. Increase the amount of certifications and endorsements among staff
8. Create a positive healthy school environment where students thrive, teachers enjoy coming to work, and the community trusts

## Vision

To become the premier elementary school within Southwest Atlanta that provides students with a broad and balanced education.

TBD

## School Strategies

1. a; School wide implementation of Foundations, Write Score, Heggerty, Morpheme Magic, and Envisions Math  
b; Provide professional learning sessions focused on curricular programs
2. Conduct weekly data meetings and rehearsals focused on tier 1 content
3. Retain an intervention specialist to oversee protocols and instruction for Tier 2 and above
4. Conduct professional learning sessions designed to increase program awareness and philosophies
5. Observe and monitor the implementation of instructional activities for grade level rigor
6. Retain a Turn Around Reading Specialist and Math Master Teacher Leader to support teachers with instructional strategies
7. Promote certification and endorsement opportunities in staff communications
8. Conduct weekly house meetings and monthly events for families to engage in

# Strategic Plan Priority Ranking

Insert the school's priorities from Higher to Lower

Higher



Lower

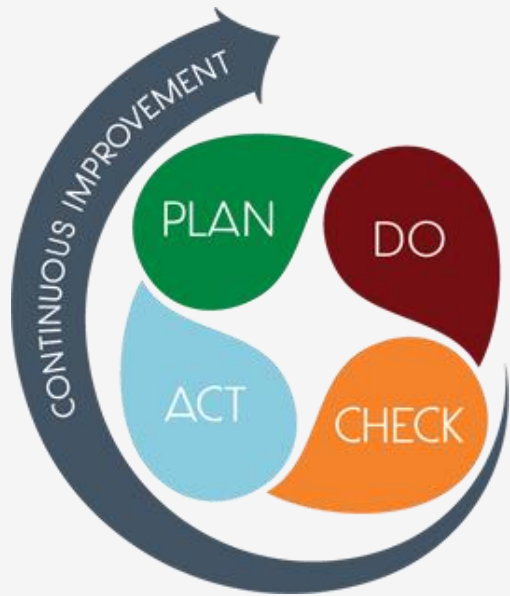
1. Create a positive healthy school environment where students thrive, teachers enjoy coming to work, and the community trusts
2. Improve the percent of students achieving at the proficient and distinguished levels on the GA Milestones
3. Focus on special education settings to improve academic conditions and proficiency levels for special education scholars
4. Improve Tier 1 instructional strategies in ELA & Mathematics
5. Improve early identification procedures for Tier 2 and above
6. Build teacher capacity using effective instructional coaching strategies
7. Remain an IB authorized school.
8. . Increase the amount of certifications and endorsements among staff

# CONNECTING THE STRATEGIC PLAN & CONTINUOUS IMPROVEMENT PLAN

Strategic Plan Priority

CIP SMART Goal

Key Indicator



Strategic  
Plan Priority

CIP SMART  
GOAL

KEY  
INDICATOR

Strategic  
Plan Priority

CIP SMART  
GOAL

KEY  
INDICATOR

Strategic  
Plan Priority

CIP SMART  
GOAL

KEY  
INDICATOR

# CONNECTING THE STRATEGIC PLAN & CONTINUOUS IMPROVEMENT PLAN

Strategic Plan Priority

CIP SMART Goal

Key Indicator



Improve the % of students performing at the proficient or above on the GA Milestones

By June 2025, we will increase the number of students scoring proficient and above in grades 3-5 on GA Milestones by 5%.

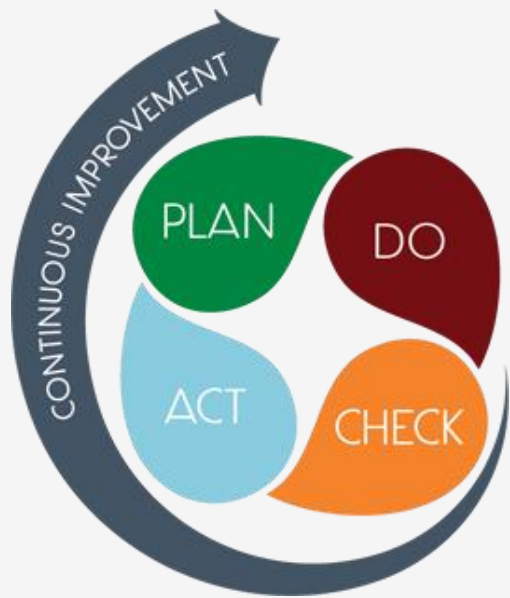
Performance of the MAP Assessments

Create a positive and healthy school environment where students thrive, teachers enjoy coming to work, and the community trusts.

By June 2025, decrease the amount of students requiring whole child supports by 3%.

Whole Child Support Data Tracker

# CONNECTING THE STRATEGIC PLAN & CONTINUOUS IMPROVEMENT PLAN



Strategic Plan Priority

CIP SMART Goal

Key Indicator

Build teacher capacity by using effective instructional coaching strategies

N/A

Student Achievement Results on the GA Milestones and MAP Assessments

Strategic Plan Priority

CIP SMART GOAL

KEY INDICATOR





# **DATA DISCUSSION**



ATLANTA  
PUBLIC  
SCHOOLS

One District. One Goal. Every Child.

# MAP RESULTS

**Before Presenting to your GO Team:  
Insert School's MAP Results – use  
as many slides as necessary**

# MAP BOY- ALL TESTS/GRADES COMBINED

(All)	School	Window	Exams				
EL Status	Lin	Fall 2025-2026	670		19%	45%	32%
(All)	Morningside	Fall 2025-2026	910	5%	20%	43%	31%
Ethnicity	VHE	Fall 2025-2026	825	6%	22%	40%	32%
(All)	Brandon	Fall 2025-2026	1,118	8%	24%	42%	26%
Gender	Springdale Park	Fall 2025-2026	526	9%	19%	42%	30%
(All)	Jackson Elementary	Fall 2025-2026	560	9%	26%	45%	19%
Test Language	Burgess	Fall 2025-2026	752	10%	30%	39%	21%
English	Howard	Fall 2025-2026	2,323	13%	23%	35%	29%
Economically Disadvantaged *Based on id in previous year	Bolton	Fall 2025-2026	737	18%	36%	33%	14%
(All)	Beecher	Fall 2025-2026	268	18%	39%	34%	9%
Dual Language Immersion	E Rivers	Fall 2025-2026	846	19%	34%	35%	12%
(All)	Sutton	Fall 2025-2026	3,199	19%	34%	33%	14%
Enrollment Interruption (Fall to Spr)	Smith	Fall 2025-2026	1,045	21%	38%	28%	13%
(All)	Garden Hills	Fall 2025-2026	515	22%	44%	25%	9%
Achievement Level Gammas	CSK	Fall 2025-2026	390	23%	51%	24%	
Distinguished	Parkside	Fall 2025-2026	751	24%	30%	30%	17%
Proficient	BEST MS/HS	Fall 2025-2026	252	31%	41%	24%	5%
Developing	Toomer	Fall 2025-2026	586	32%	33%	24%	11%
	Tuskegee	Fall 2025-2026	571	32%	41%	24%	
	Fickett	Fall 2025-2026	474	34%	42%	21%	4%
	Cascade	Fall 2025-2026	347	34%	41%	22%	
	Hope-Hill	Fall 2025-2026	557	34%	39%	21%	6%
	King	Fall 2025-2026	1,681	34%	34%	22%	9%
	Benteen	Fall 2025-2026	377	34%	35%	24%	6%



ATLANTA  
PUBLIC  
SCHOOLS

One District. One Goal. Every Child.

# MAP BOY ELA RESULTS

School	Window	Exams				
Brandon	Fall 2025-2026	560	9%	19%	43%	28%
Jackson Elementary	Fall 2025-2026	280	10%	23%	47%	20%
Burgess	Fall 2025-2026	376	12%	24%	36%	28%
Springdale Park	Fall 2025-2026	263	12%	19%	39%	30%
Howard	Fall 2025-2026	1,163	13%	23%	40%	25%
Beecher	Fall 2025-2026	134	19%	34%	34%	13%
Bolton	Fall 2025-2026	368	20%	28%	33%	19%
Sutton	Fall 2025-2026	1,617	21%	28%	38%	14%
E Rivers	Fall 2025-2026	425	22%	29%	35%	14%
Smith	Fall 2025-2026	526	23%	33%	30%	15%
Parkside	Fall 2025-2026	376	23%	27%	28%	22%
CSK	Fall 2025-2026	195	25%	43%	29%	
Garden Hills	Fall 2025-2026	275	26%	34%	28%	12%
Toomer	Fall 2025-2026	291	34%	26%	23%	16%
BEST MS/HS	Fall 2025-2026	126	35%	33%	29%	4%
King	Fall 2025-2026	842	37%	28%	25%	10%
Deerwood	Fall 2025-2026	320	37%	39%	20%	4%
Hope-Hill	Fall 2025-2026	279	37%	35%	20%	8%
Benteen	Fall 2025-2026	189	38%	31%	21%	11%
Tuskegee	Fall 2025-2026	287	38%	34%	25%	
FL Stanton	Fall 2025-2026	127	39%	39%	21%	
West Manor	Fall 2025-2026	158	39%	32%	23%	6%
Cascade	Fall 2025-2026	176	39%	32%	26%	
Fickett	Fall 2025-2026	238	39%	33%	23%	5%

Cascade ranks #26 in the district out of 53 Elementary and Middle Schools

# MAP BOY MATH RESULTS

Lin	Fall 2025-2026	333		23%	46%	28%
Morningside	Fall 2025-2026	455		22%	46%	29%
Springdale Park	Fall 2025-2026	263	5%	20%	45%	30%
VHE	Fall 2025-2026	413	6%	24%	44%	26%
Brandon	Fall 2025-2026	558	6%	28%	42%	24%
Burgess	Fall 2025-2026	376	9%	36%	42%	14%
Jackson Elementary	Fall 2025-2026	280	9%	30%	44%	17%
Howard	Fall 2025-2026	1,160	12%	24%	30%	33%
Bolton	Fall 2025-2026	369	15%	44%	33%	8%
E Rivers	Fall 2025-2026	421	15%	40%	34%	11%
Beecher	Fall 2025-2026	134	16%	44%	34%	5%
Sutton	Fall 2025-2026	1,582	17%	40%	27%	15%
Garden Hills	Fall 2025-2026	240	18%	55%	22%	5%
Smith	Fall 2025-2026	519	19%	43%	27%	11%
CSK	Fall 2025-2026	195	20%	59%	19%	
Parkside	Fall 2025-2026	375	24%	34%	31%	11%
BEST MS/HS	Fall 2025-2026	126	26%	49%	19%	6%
Tuskegee	Fall 2025-2026	284	26%	48%	24%	
Fickett	Fall 2025-2026	236	28%	50%	19%	
Cascade	Fall 2025-2026	171	29%	50%	19%	
Perkerson	Fall 2025-2026	198	29%	54%	17%	
Toomer	Fall 2025-2026	295	29%	39%	25%	6%

Cascade ranks #20 in the district out of 53 Elementary and Middle Schools



ATLANTA  
PUBLIC  
SCHOOLS

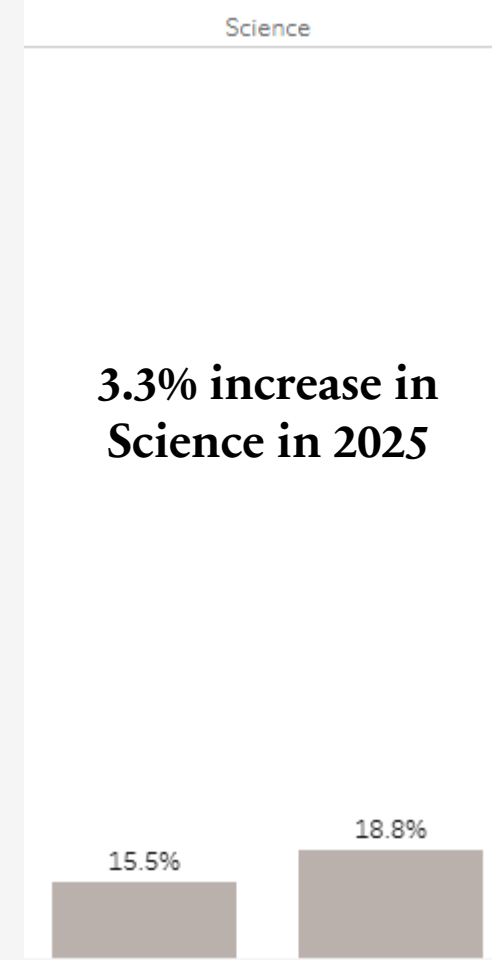
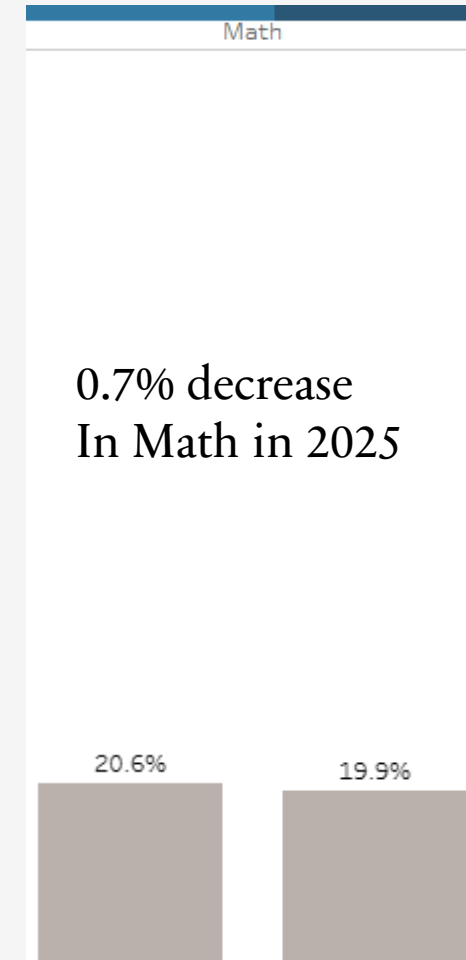
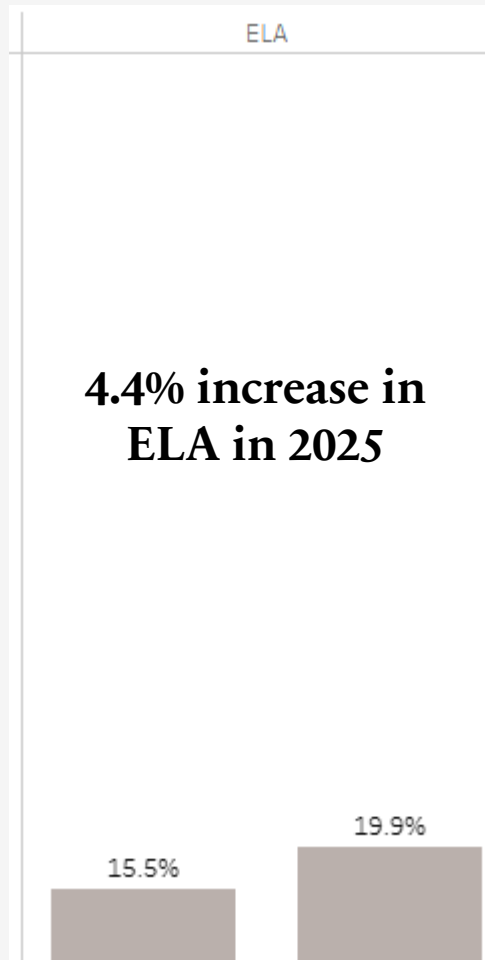
One District. One Goal. Every Child.

# GMAS RESULTS

**Before Presenting to your GO Team:  
Insert School's GMAS Results – use  
as many slides as necessary**



# GEORGIA MILESTONES GROWTH COMPARISON : FY 24 VS FY 25



# GLOWS & GROWS

## GLOWS

- We increased proficiency rates in ELA and Science compared to the previous school year.

## GROWS

- We did not make the 5% gains that we hoped for in ELA, Math, or Reading
- We decreased by 0.7% in Math

**IMPACT**

**ARE WE ON TARGET TO  
SUCCESSFULLY ACCOMPLISH  
OUR PRIORITIES?**




# GO TEAM DISCUSSION: DATA PROTOCOL

- What do you notice?
- What are your wonderings?
- Based on our school's trend data from MAP assessments and end-of-year test assessments, which student sub-groups and grade levels showed the most significant gaps or unexpected trends? (See slides 18-20)
- Based on our school's trend data from MAP assessments, Milestones and other indicators, are there specific trends that require more focused attention?
- What additional questions do you have?

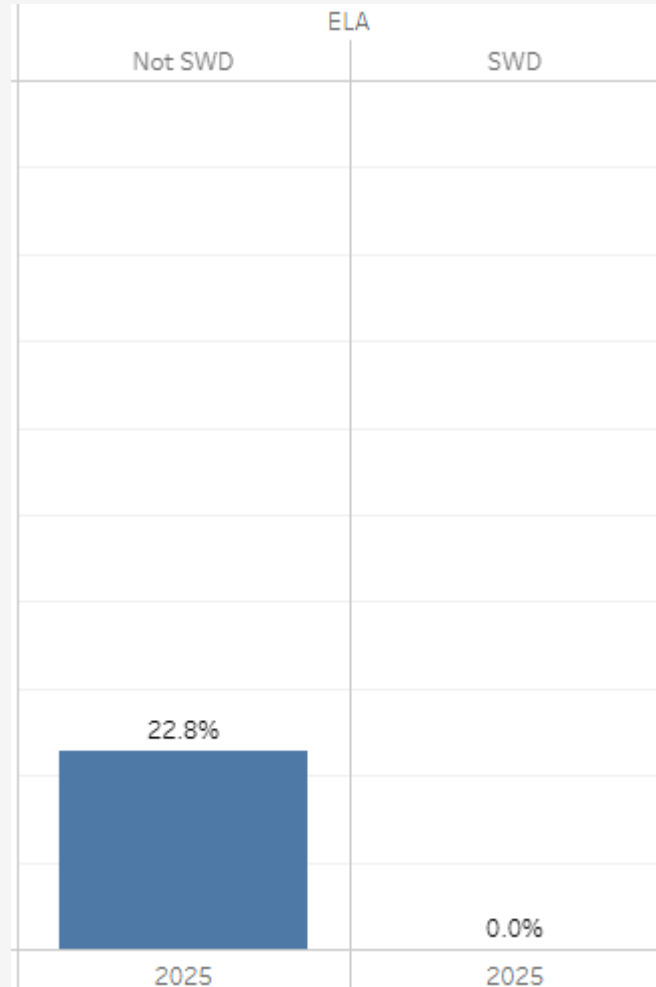


ATLANTA  
PUBLIC  
SCHOOLS

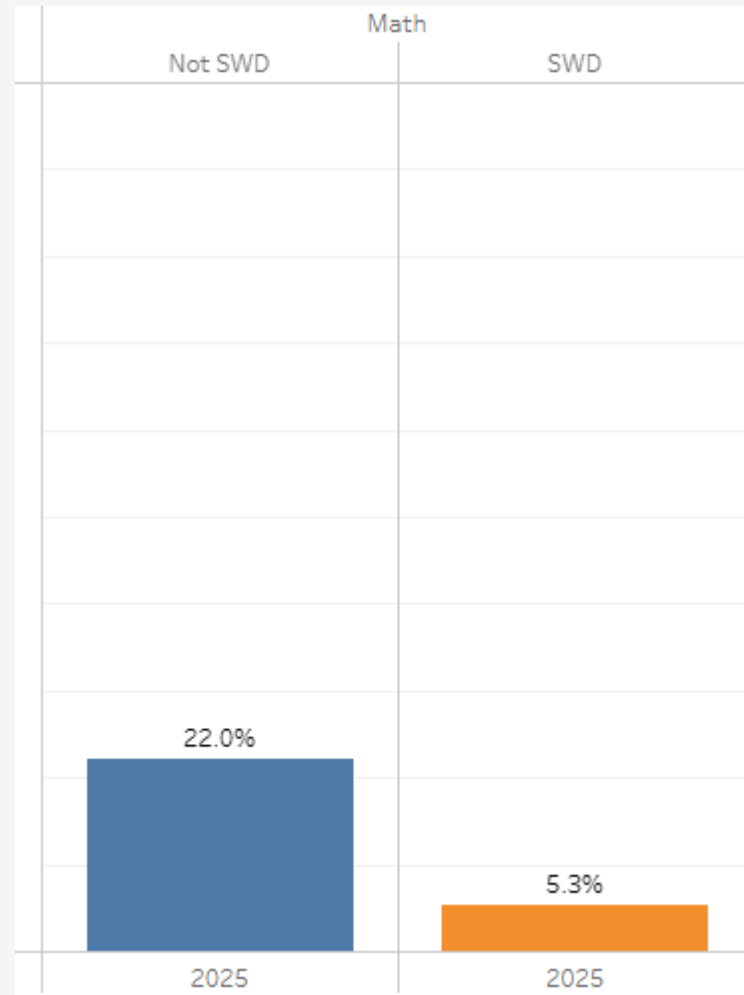
One District. One Goal. Every Child.



# ELA SWD VS NON-SWD GAPS




# MATH SWD VS NON-SWD GAPS

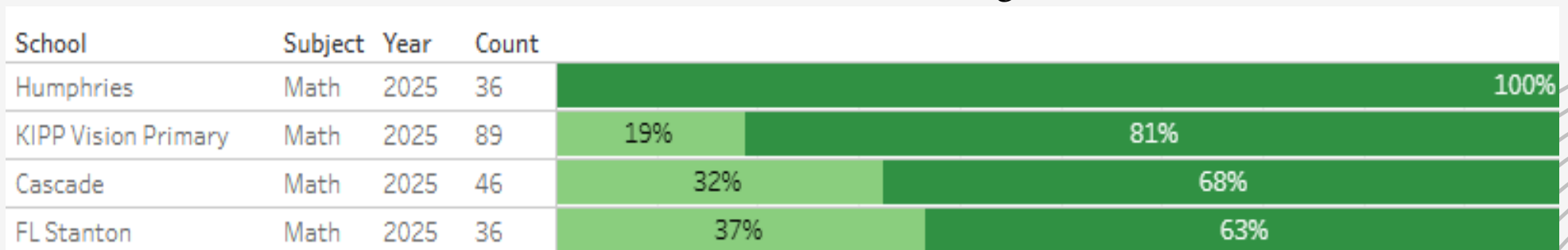


# OUTSTANDING GROWTH TRENDS

4<sup>th</sup> Grade ELA-100% of the 4<sup>th</sup> grade students grew in ELA on the GA Milestones



5<sup>th</sup> Grade Math-100% of 5<sup>th</sup> grade students grew in Math on the GA Milestones. This was the 3<sup>rd</sup> highest Growth in Atlanta Public Schools for this assessment for the grade level.



# GO TEAM DISCUSSION: DATA PROTOCOL

- What do you notice?
- What are your wonderings?
- Based on our school's trend data from MAP assessments, Milestones and other indicators, are there specific trends that require more focused attention? **4<sup>th</sup> Grade Math & SWD Reading Proficiency Rates**
- What additional questions do you have?

# Timeline for GO Teams

You are **HERE**



1

## **Fall 2021**

GO Team Developed  
2021-2025 Strategic  
Plan

2

## **Summer**

School Leadership  
completed Needs  
Assessment and defined  
overarching needs

3

## **August**

School Leadership  
completed Continuous  
Improvement Plan

4

## **Sept. - Dec.**

GO Team reviews progress  
on current strategic plan.

**GO Team develops 2025-  
2030 School Strategic Plan**

5

## **Before Winter Break**

**GO Team** will take  
action (vote) on the rank  
of the strategic plan  
priorities for SY26-27 in  
preparation for budget  
discussions.

# QUESTIONS?

# **PRINCIPAL'S REPORT**



ATLANTA  
PUBLIC  
SCHOOLS

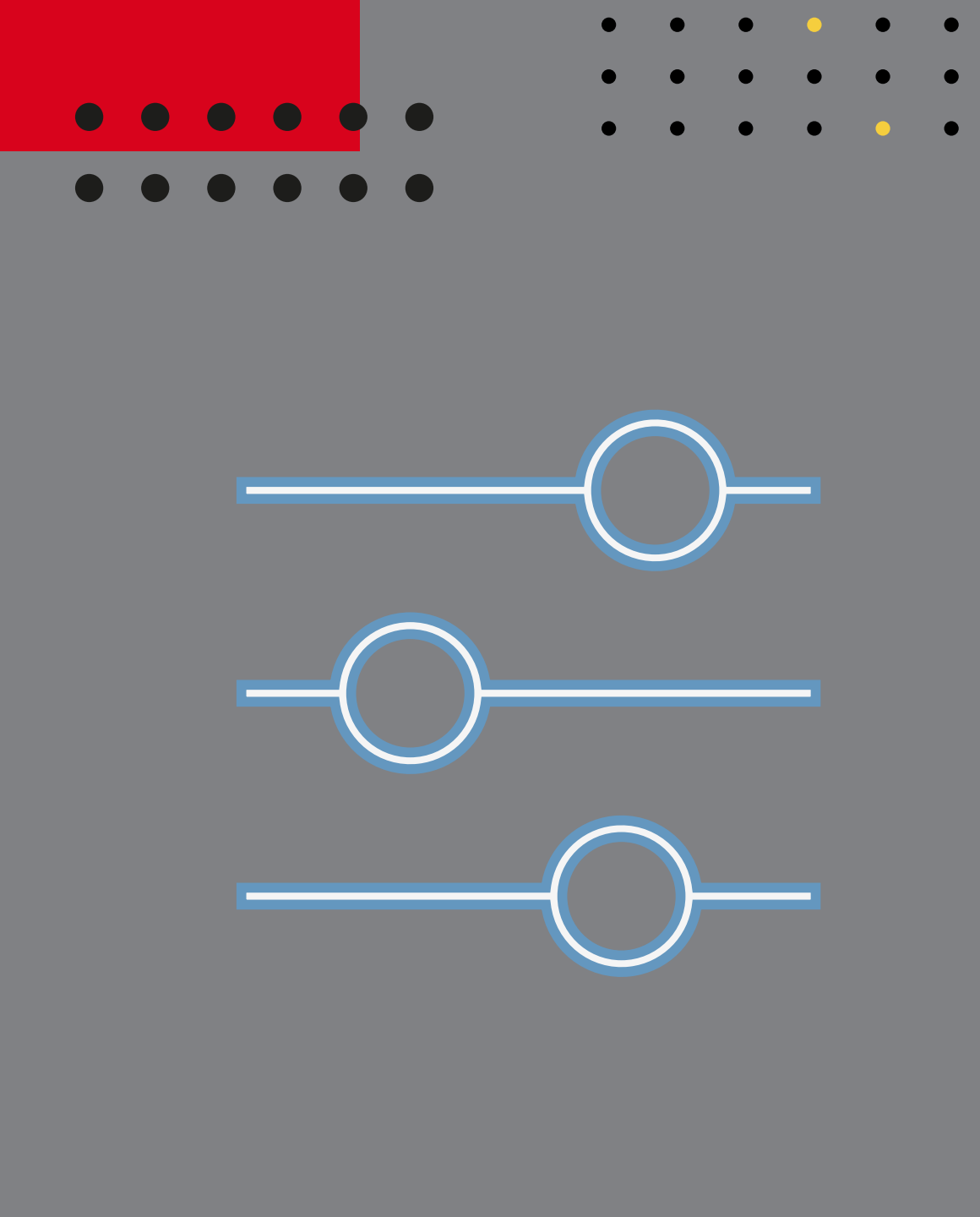
One District. One Goal. Every Child.



*Please do **ONLY** if not  
presented to the GO Team  
at a previous meeting*

# **(SCHOOL NAME) LEVELING AND FY26 BUDGET ADJUSTMENT**

**Template Last  
Revised: 9/4/2025**



# Enrollment

Projected Enrollment	295 (K-5)
15-Day Count(08.22.25) Enrollment	276 (K-5)
Difference	-19

Budget Adjustment\*

\$0.00  
*(Principal: input change in  
allocation for your school)*

26

\*The budget adjustment reflects the impact of the following: Enrollment changes, school reserves, Title I Part A, Title I- Family Engagement

## HOLD HARMLESS

To support academic stability in schools, budgets were not reduced beyond school reserves.

# Plan for FY26 Leveling Reserve

**\$77,534.00**\_\_\_\_

Priorities	Strategies	Requests	Amount
Increase level of rigor and relevance (example- please remove)	Implementation of guided reading training for all staff (example- please remove)	Purchase an additional Teacher (example- please remove)	\$84, 134 (example- please remove)
Create a positive healthy school environment where students thrive, teachers enjoy coming to work, and the community trusts	Hire a Full Time In School Suspension Monitor to Support Students that need a discipline consequence for behaviors that violate school code; yet keeps students in the school setting.	Hire a ISS Monitor	\$56,115
Improve the percent of students achieving at the proficient and distinguished levels on the GA Milestones	Purchase materials and supplies that support the overall academic programs of the school to include additional web-based subscriptions that yield achievement results for students in a K-8 setting	Purchase additional materials, supplies, and resources	\$21,419

# PLAN FOR FY26 TITLE I HOLDBACK

\$0.00\_\_

Priorities	Strategies	Requests	Amount
EXAMPLE			
Increase level of rigor and relevance (example- please remove)	Implementation of guided reading training for all staff (example- please remove)	Purchase an additional Teacher (example- please remove)	\$84, 134 (example- please remove)

# Summary of Changes as a Result of FY26 Budget Adjustment

Personnel Changes	Non-Personnel Changes
0	0

## Summary of Changes

**PRINCIPALS:** Please provide a summary of the impact these changes and how it relates to your strategic plan here.

# APS Forward 2040: Reshaping the Future of Education

## Taskforce Meetings

May 8, 2025 - [Presentation](#)

August 5, 2025- [Presentation](#)

## Upcoming Public Meetings

- October 20
- November 10

**Virtual** – at Noon

**In-person** at 6PM at CLL (130 Trinity Ave)



One District. One Goal. Every Child.

# UPDATE

## Comprehensive Long-Range Facilities Plan

[atlantapublicschools.us/APS2040](https://atlantapublicschools.us/APS2040)

# INFORMATION ABOUT OUR SCHOOL

- 1. Current Enrollment: 275 including 13 Pre-K**
- 2. We had a wonderful turnout for Grandparents Day**
- 3. Mays Cluster Night is Friday, September 19<sup>th</sup> at 7:30 PM at Lakewood Stadium**



ATLANTA  
PUBLIC  
SCHOOLS

One District. One Goal. Every Child.



# IN-PERSON

## Bring the full GO Team

Come ready to collaborate, contribute, and create the future!

### Come learn more about:

- Your school's 2025-2030 Strategic Plan
- Stakeholder Engagement
- Charter System

*...and much more*



One District. One Goal. Every Child.



# SAVE THE DATE

## G3 Summit

Go.Grow.Govern.

Saturday

September 27

8:30 AM – 2:30 PM



**Atlanta College & Career Academy**

1090 Windsor St SW





**QUESTIONS?**